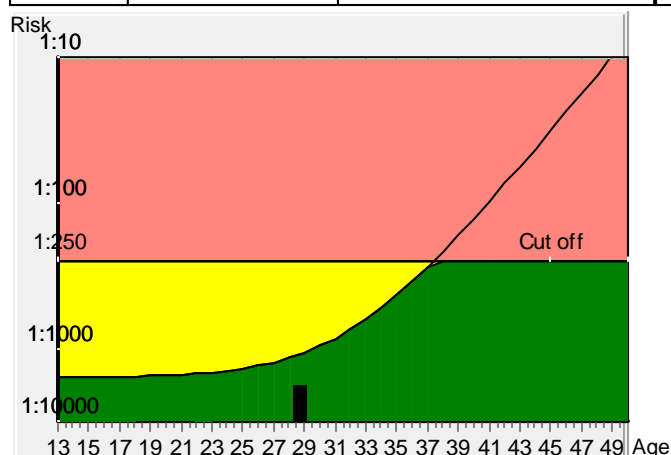


Result Down's syndrome screening					
Name	MRS. SHANNU	Sample ID	2505046000/NOD	diabetes	no
		D.O.B.	1/01/1997	Fetuses	1
Patient ID		Age at delivery	28.7	Smoker	no
Day of serum taking	23/05/2025	Weight [kg]	53.2 kg	IVF	no
Date of report:	24/05/2025			Ethnic origin	Asian
Previous trisomy 21 pregnancies	no				

Corrected MoM's and calculated risks						
AFP	160	ng/ml	1.71	Corr. MoM	Gestational age at sample date	22 + 6
uE3	3.78	ng/ml	1.26	Corr. MoM	determination method	Scan
HCG	14964	mIU/ml	1.17	Corr. MoM	Physician	
Inh-A	318	pg/ml	1.29	Corr. MoM		






**Tr.21 risk**  
at term  
1:9169

**Age risk**  
at term  
1:1098

Down's Syndrome Risk
<p><b>The calculated risk for Trisomy 21 is below the cut off which represents a low risk.</b></p> <p>After the result of the Trisomy 21 test it is expected that among 9169 women with the same data, there is one woman with a trisomy 21 pregnancy and 9168 women with not affected pregnancies.</p> <p>The calculated risk by PRISCA depends on the accuracy of the information provided by the referring physician.</p> <p>Please note that risk calculations are statistical approaches and have no diagnostic value!</p>

Neural tube defects risk	Risk for trisomy 18
The corrected MoM AFP (1.71) is located in the low risk area for neural tube defects.	The calculated risk for trisomy 18 is < 1:10000, which indicates a low risk.

			Prisca 5.2.0.13
below cut off	Below Cut Off, but above Age Risk	above cut off	