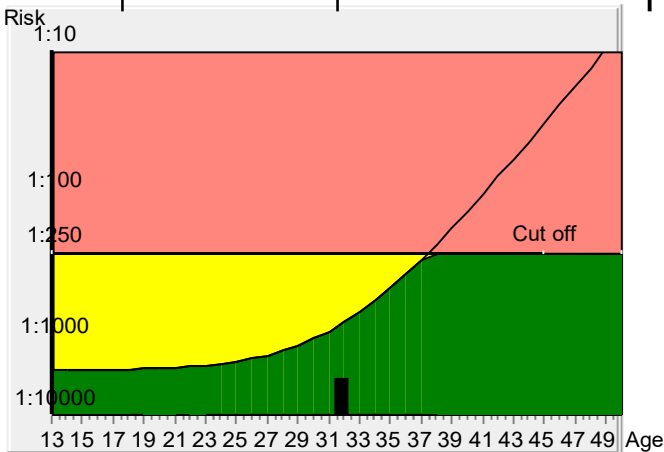


Result Down's syndrome screening			
Name	MRS. SHREYA SAGAR	Sample ID	2410004596/NOD
Patient ID		D.O.B.	29/04/1993
Day of serum taking	3/10/2024	Age at delivery	31.8
Date of report:	3/10/2024	Weight [kg]	59.4 kg
Previous trisomy 21 pregnancies	no		
		diabetes	no
		Fetuses	1
		Smoker	no
		IVF	no
		Ethnic origin	Asian

Corrected MoM's and calculated risks			
AFP	54.1	ng/ml	0.98
uE3	2.1	ng/ml	1.10
HCG	21210	mIU/ml	1.05
Inh-A	177	pg/ml	1.10
		Corr. MoM	
		Gestational age at sample date	19 + 3
		determination method	BPD Hadlock
		Physician	JITM Diagnostics






Tr.21 risk
at term
1:4016

Age risk
at term
1:759

Down's Syndrome Risk
<p>The calculated risk for Trisomy 21 is below the cut off which represents a low risk.</p> <p>After the result of the Trisomy 21 test it is expected that among 4016 women with the same data, there is one woman with a trisomy 21 pregnancy and 4015 women with not affected pregnancies.</p> <p>The calculated risk by PRISCA depends on the accuracy of the information provided by the referring physician.</p> <p>Please note that risk calculations are statistical approaches and have no diagnostic value!</p>

Neural tube defects risk	Risk for trisomy 18
The corrected MoM AFP (0.98) is located in the low risk area for neural tube defects.	The calculated risk for trisomy 18 is < 1:10000, which indicates a low risk.

			Prisca 5.2.0.13
below cut off	Below Cut Off, but above Age Risk	above cut off	