


















































































### Food -Veg-Allergy

Test		Value	Ref_range & Units		
Total IgE		17	<1.0 Years 1.4 - 52.3 IU/mL		
			1-4 Years 0.4 - 351.6		
			5-10 Years 0.5 - 393.0		
			11-15 Years 1.9 -170		
			Adults 0.0 - 378.0		
<b>(Allergy Screening Tests By – EIA)</b>					
<b>Normal for all Allergens is &lt; 0.36 U/L</b>					
Beet		0.11	Apple		0.24
<b>Broccoli</b>		<b>0.61</b>	Lady Finger		0.14
Cabbage		0.15	Banana		0.24
Carrot		0.17	Cape gooseberry		0.14
Cauliflower		0.24	Cherry		0.11
Coriander		0.13	Coconut		0.19
Cucumber		0.13	Grape		0.11
<b>Egg plant</b>		<b>0.59</b>	Guava		0.18
French bean		0.16	Hazelnut		0.03
<b>Garlic</b>		<b>0.55</b>	Kiwi		0.12
Ginger		0.12	Lychee		0.04
Lemon		0.28	Mango		0.19
Maize		0.18	Melon		0.32
Mint		0.19	Orange		0.17

Mushrooms		0.32	Papaya		0.26
Onion		0.14	Parsley		0.18
Pea		0.25	Peach		0.16
Potato		0.14	Pear		0.18
Pumpkin		0.24	Pineapple		0.14
Red radish		0.15	Plum		0.13
Rice		0.13	Pomegranate		0.09
Spinach		0.32	Sesame seed [til]		0.14
Tomato		0.12	Strawberry		0.18
Turnip		0.22	Sweet Potato		0.19
Wheat flour		0.19	Water Melon		0.15
Anise		0.12	Almond		0.21
<b>Barley</b>		<b>0.64</b>	Cashew nut		0.28
Basil		0.18	Cheese cheddar		0.11
Black pepper		0.13	Chocolate		0.08
Cardamom		0.25	Coconut milk		0.09
Celery		0.14	Coffee		0.14
<b>Chick pea</b>		<b>0.67</b>	Cow milk		0.25
Cinnamon		0.15	Cranberry		0.15

Cloves		0.18	Curd		0.12
Curry		0.18	Dates		0.19
Fennel		0.03	Fig		0.11
<b>Flaxseed</b>		<b>0.63</b>	Peanut		0.18
Millet		0.32	Pistachio nut		0.18
Lentil		0.16	Raisin		0.05
Lettuce		0.32	Saffron		0.04
Mustard		0.17	<b>Soya bean</b>		<b>0.69</b>
Nutmeg		0.26	Sunflower seed		0.11
Oats		0.18	Sweet pepper		0.29
Olive		0.16	Tea		0.20
Oregano		0.09	<b>Thyme</b>		<b>0.72</b>
Poppy (seed)		0.14	Tofu (bean curd)		0.13
Pumpkin seed		0.13	Vanilla		0.21
Rosemary		0.09	Walnut		0.14
Semolina		0.14	<b>Yeast</b>		<b>0.71</b>
Curcuma		0.16	Yogurt		0.26

#### EXPECTED VALUES

Concentration of IgE, IU/mL

< 0.36

0.36 - 0.71

0.72 - 3.59

Class

0

1

2


Level of the specific IgE

Clinical insignificant

Very low

Low

3.60 - 17.99	3	Medium
18.00 - 49.99	4	High
50.00 - 100	5	Very high
>100.0	6	Extremely high



**Dr. Nidhi Vachher**

**M.B.B.S. M.D.(Pathology)**

**Hony Consultant Pathologist**

**Dr. Richa Kakkar**

**M.B.B.S. D.C.P. D.N.B**

**Hony Consultant Pathologist**

**Dr. Ajay Kumar**

**Ph.D (BARC)**

**Thyroid Physiology**

**Dr. Rohini Bhatia**

**M.B.B.S. M.D.(Pathology)**

**Hony Consultant Pathologist**

**Dr. Malti Goyal**

**M.B.B.S. M.D. (Pathology)**

**Hony Consultant Pathologist**

This test is done by Immuno Diagnostics Pvt Ltd