




















































































*** End Of Report ***

Allergy for Veg & Non-Veg

Food -Veg-Allergy					
Test		Value		Ref_range & Units	
Total IgE		1661		<1.0 Years 1.4 - 52.3 IU/mL	
				1-4 Years 0.4 - 351.6	
				5-10 Years 0.5 - 393.0	
				11-15 Years 1.9 - 170	
				Adults 0.0 - 378.0	
(Allergy Screening Tests By – EIA)					
Normal for all Allergens is < 0.36 U/L					
Beet		0.16	Apple		0.11
Broccoli		0.41	Apricot		0.14
Cabbage		0.15	Banana		0.12
Carrot		0.17	Cape gooseberry		0.15
Cauliflower		0.24	Cherry		0.12
Coriander		0.14	Coconut		0.19
Cucumber		0.25	Grape		0.11
Egg plant		0.18	Guava		0.18
French bean		0.15	Hazelnut		0.43
Garlic		0.34	Kiwi		0.15
Ginger		0.12	Lychee		0.04
Lemon		0.28	Mango		0.19
Maize		0.18	Melon		0.32
Mint		0.12	Orange		0.17
Mushrooms		0.49	Papaya		0.26
Onion		0.25	Parsley		0.16
Pea		0.25	Peach		0.16

Allergy for Veg & Non-Veg

Potato		0.14	Pear		0.18
Pumpkin		0.14	Pineapple		0.16
Red radish		0.19	Plum		0.15
Rice		0.14	Pomegranate		0.09
Spinach		0.09	Sesame seed [til]		0.12
Tomato		0.25	Strawberry		0.13
Turnip		0.24	Sweet potato		0.25
Wheat flour		0.19	Watermelon		0.11
Anise		0.12	Almond		0.31
Barley		0.28	Cashew nut		0.28
Basil		0.18	Cheese cheddar		0.18
Black pepper		0.15	Chocolate		0.14
Cardamom		0.25	Coconut milk		0.09
Celery		0.21	Coffee		0.14
Chick pea		0.12	Cow milk		0.21
Cinnamon		0.14	Cranberry		0.31
Cloves		0.11	Curd		0.15
Curry		0.18	Dates		0.18
Fennel		0.03	Fig		0.11
Flaxseed		0.16	Peanut		0.12
Millets		0.04	Pistachio nut		0.03
Lentil		0.13	Raisin		0.19

Allergy for Veg & Non-Veg					
Lettuce		0.13	Saffron		0.04
Mustard		0.17	Soya bean		0.19
Nutmeg		0.26	Sunflower seed		0.32
Oats		0.18	Sweet pepper		0.16
Olive		0.16	Tea		0.26
Oregano		0.09	Thyme		0.11
Poppy (seed)		0.14	Tofu (bean curd)		0.16
Pumpkin seed		0.13	Vanilla		0.17
Rosemary		0.13	Walnut		0.14
Semolina		0.36	Yeast		0.17
Curcuma		0.13	Yogurt		0.26
Food -Non-Veg-Allergy					
Beef		0.16	Mutton		0.15
Carp Fish		0.09	Pork		0.19
Chicken Meat		0.19	Salmon		0.17
Crab		0.18	Sardine		0.12
Duck Meat		0.19	Shrimp		0.07
Fish (Cod)		0.22	Tuna		0.18
Lobster		0.19	Turkey		0.09
Mackerel		0.26	Whole Egg (Hen)		0.07

EXPECTED VALUES

Concentration of IgE, IU/mL
< 0.36

Class
0

Level of the specific IgE
Clinical insignificant

Allergy for Veg & Non-Veg

0.36 - 0.71	1	Very low
0.72 - 3.59	2	Low
3.60 - 17.99	3	Medium
18.00 - 49.99	4	High
50.00 - 100	5	Very high
>100.0	6	Extremely high