




Patient data			
Name	MRS. ARTI	Patient ID	
Birthday	29/09/1993	Sample ID	2406036584/NOD
Age at sample date	30.7	Sample Date	20/06/2024
Gestational age	12 + 5		
Correction factors			
Fetuses	1	IVF	no
Weight	47.3	diabetes	no
Smoker	no	Origin	Asian
		Previous trisomy 21 pregnancies	no
Biochemical data		Ultrasound data	
Parameter	Value	Corr. MoM	Gestational age
PAPP-A	5.8 mIU/ml	1.01	12 + 3
fb-hCG	80.1 ng/ml	1.68	Method
			CRL Robinson
			Scan date
			18/06/2024
Risks at sampling date			Crown rump length in mm
Age risk			62.5
Biochemical T21 risk			Nuchal translucency MoM
1:591			0.90
Combined trisomy 21 risk			Nasal bone
1:1125			present
Trisomy 13/18 + NT			Sonographer
<1:10000			DR. VIBHA BANSAL
			Qualifications in measuring NT
			M.D
Risk		Trisomy 21	
		<p>The calculated risk for Trisomy 21 (with nuchal translucency) is below the cut off, which indicates a low risk.</p> <p>After the result of the Trisomy 21 test (with NT) it is expected that among 5446 women with the same data, there is one woman with a trisomy 21 pregnancy and 5445 women with not affected pregnancies.</p> <p>The calculated risk by PRISCA depends on the accuracy of the information provided by the referring physician. Please note that risk calculations are statistical approaches and have no diagnostic value!</p> <p>The patient combined risk presumes the NT measurement was done according to accepted guidelines (Prenat Diagn 18: 511-523 (1998)).</p> <p>The laboratory can not be hold responsible for their impact on the risk assessment ! Calculated risks have no diagnostic value!</p>	
Trisomy 13/18 + NT			
<p>The calculated risk for trisomy 13/18 (with nuchal translucency) is < 1:10000, which represents a low risk.</p>			

Sign of Physician

 below cut off	 Below Cut Off, but above Age Risk	 above cut off
---	---	---