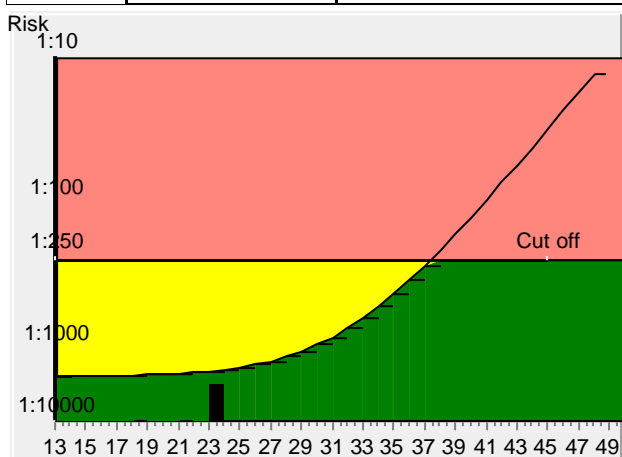


Result Down's syndrome screening					
Name	MRS. GURPREET KAUR	Sample ID	2405057673/NOD	diabetes	no
Patient ID		D.O.B.	1/04/2001	Fetuses	1
Day of serum taking	28/05/2024	Age at delivery	23.5	Smoker	no
Date of report:	29/05/2024	Weight [kg]	73 kg	IVF	no
Previous trisomy 21 pregnancies	no			Ethnic origin	Asian

Corrected MoM's and calculated risks						
AFP	115	ng/ml	2.04	Corr. MoM	Gestational age at sample date	20 + 5
uE3	3.88	ng/ml	1.81	Corr. MoM	determination method	BPD Hadlock
HCG	29673	mIU/ml	2.02	Corr. MoM	Physician	JITM Diagnostics
Inh-A	374	pg/ml	2.36	Corr. MoM		






Tr.21 risk
at term
1:2289

Age risk
at term
1:1446

Down's Syndrome Risk

The calculated risk for Trisomy 21 is below the cut off which represents a low risk. After the result of the Trisomy 21 test it is expected that among 2289 women with the same data, there is one woman with a trisomy 21 pregnancy and 2288 women with not affected pregnancies. The calculated risk by PRISCA depends on the accuracy of the information provided by the referring physician. Please note that risk calculations are statistical approaches and have no diagnostic value!

Neural tube defects risk	Risk for trisomy 18
The corrected MoM AFP (2.04) is located in the lowrisk area for neural tube defects.	The calculated risk for trisomy 18 is < 1:10000, whichindicates a low risk.

			Prisca 5.2.0.13
below cut off	Below Cut Off, but above Age Risk	above cut off	