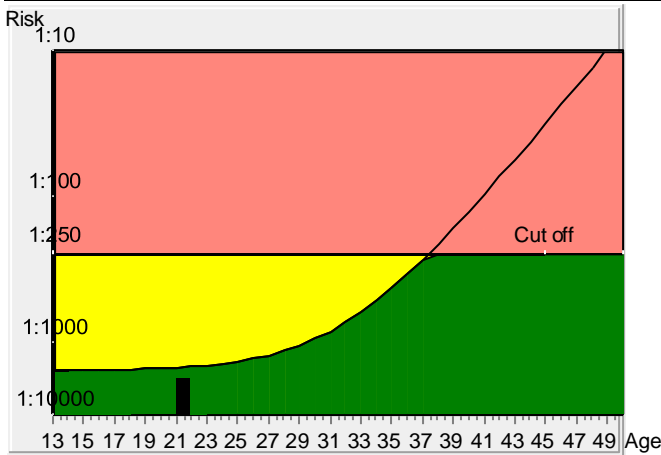


Result Down's syndrome screening

Name	MRS. ANJALI	Sample ID	2411031521/NOD	diabetes	no
Patient ID		D.O.B.	2/12/2003	Fetuses	1
Day of serum taking	17/11/2024	Age at delivery	21.4	Smoker	no
Date of report:	18/11/2024	Weight [kg]	45.7 kg	IVF	no
Previous trisomy 21 pregnancies	no			Ethnic origin	Asian

Corrected MoM's and calculated risks

AFP	49.1	ng/ml	0.83	Corr. MoM	Gestational age at sample date	18 + 3
uE3	1.78	ng/ml	0.99	Corr. MoM	determination method	BPD Hadlock
HCG	13707	mIU/ml	0.49	Corr. MoM	Physician	JITM Diagnostics
Inh-A	182	pg/ml	1.04	Corr. MoM		



Tr.21 risk
at term

<1:10000

Age risk
at term

1:1510

Down's Syndrome Risk


The calculated risk for Trisomy 21 is below the cut off which represents a low risk.
After the result of the Trisomy 21 test it is expected that among more than 10000 women with the same data, there is one woman with a trisomy 21 pregnancy.
The calculated risk by PRISCA depends on the accuracy of the information provided by the referring physician.
Please note that risk calculations are statistical approaches and have no diagnostic value!


Neural tube defects risk


The corrected MoM AFP (0.83) is located in the low risk area for neural tube defects.

Risk for trisomy 18

The calculated risk for trisomy 18 is < 1:10000, which indicates a low risk.

 below cut off

 Below Cut Off, but above Age Risk

 above cut off