
























































































\*\*\* End Of Report \*\*\*

**Allergy for Veg & Non-Veg**

| Food -Veg-Allergy                                |                                                                                     |             |                 |                                                                                       |             |
|--------------------------------------------------|-------------------------------------------------------------------------------------|-------------|-----------------|---------------------------------------------------------------------------------------|-------------|
| Test                                             |                                                                                     | Value       |                 | Ref_range & Units                                                                     |             |
| Total IgE                                        |                                                                                     | <b>1661</b> |                 | <1.0 Years 1.4 - 52.3 IU/mL                                                           |             |
|                                                  |                                                                                     |             |                 | 1-4 Years 0.4 - 351.6                                                                 |             |
|                                                  |                                                                                     |             |                 | 5-10 Years 0.5 - 393.0                                                                |             |
|                                                  |                                                                                     |             |                 | 11-15 Years 1.9 - 170                                                                 |             |
|                                                  |                                                                                     |             |                 | Adults 0.0 - 378.0                                                                    |             |
| <b>(Allergy Screening Tests By – EIA)</b>        |                                                                                     |             |                 |                                                                                       |             |
| <b>Normal for all Allergens is &lt; 0.36 U/L</b> |                                                                                     |             |                 |                                                                                       |             |
| Beet                                             |    | 0.16        | Apple           |    | 0.11        |
| <b>Broccoli</b>                                  |    | <b>0.41</b> | Apricot         |    | 0.14        |
| Cabbage                                          |    | 0.15        | Banana          |    | 0.12        |
| Carrot                                           |   | 0.17        | Cape gooseberry |   | 0.15        |
| Cauliflower                                      |  | 0.24        | Cherry          |  | 0.12        |
| Coriander                                        |  | 0.14        | Coconut         |  | 0.19        |
| Cucumber                                         |  | 0.25        | Grape           |  | 0.11        |
| Egg plant                                        |  | 0.18        | Guava           |  | 0.18        |
| French bean                                      |  | 0.15        | <b>Hazelnut</b> |  | <b>0.43</b> |
| Garlic                                           |  | 0.34        | Kiwi            |  | 0.15        |
| Ginger                                           |  | 0.12        | Lychee          |  | 0.04        |
| Lemon                                            |  | 0.28        | Mango           |  | 0.19        |
| Maize                                            |  | 0.18        | Melon           |  | 0.32        |
| Mint                                             |  | 0.12        | Orange          |  | 0.17        |
| <b>Mushrooms</b>                                 |  | <b>0.49</b> | Papaya          |  | 0.26        |
| Onion                                            |  | 0.25        | Parsley         |  | 0.16        |
| Pea                                              |  | 0.25        | Peach           |  | 0.16        |

**Allergy for Veg & Non-Veg**

|              |                                                                                     |      |                   |                                                                                       |      |
|--------------|-------------------------------------------------------------------------------------|------|-------------------|---------------------------------------------------------------------------------------|------|
| Potato       |    | 0.14 | Pear              |    | 0.18 |
| Pumpkin      |    | 0.14 | Pineapple         |    | 0.16 |
| Red radish   |    | 0.19 | Plum              |    | 0.15 |
| Rice         |    | 0.14 | Pomegranate       |    | 0.09 |
| Spinach      |    | 0.09 | Sesame seed [til] |    | 0.12 |
| Tomato       |    | 0.25 | Strawberry        |    | 0.13 |
| Turnip       |    | 0.24 | Sweet potato      |    | 0.25 |
| Wheat flour  |    | 0.19 | Watermelon        |    | 0.11 |
| Anise        |   | 0.12 | Almond            |   | 0.31 |
| Barley       |  | 0.28 | Cashew nut        |  | 0.28 |
| Basil        |  | 0.18 | Cheese cheddar    |  | 0.18 |
| Black pepper |  | 0.15 | Chocolate         |  | 0.14 |
| Cardamom     |  | 0.25 | Coconut milk      |  | 0.09 |
| Celery       |  | 0.21 | Coffee            |  | 0.14 |
| Chick pea    |  | 0.12 | Cow milk          |  | 0.21 |
| Cinnamon     |  | 0.14 | Cranberry         |  | 0.31 |
| Cloves       |  | 0.11 | Curd              |  | 0.15 |
| Curry        |  | 0.18 | Dates             |  | 0.18 |
| Fennel       |  | 0.03 | Fig               |  | 0.11 |
| Flaxseed     |  | 0.16 | Peanut            |  | 0.12 |
| Millets      |  | 0.04 | Pistachio nut     |  | 0.03 |
| Lentil       |  | 0.13 | Raisin            |  | 0.19 |

| <b>Allergy for Veg &amp; Non-Veg</b> |                                                                                     |      |                  |                                                                                       |      |
|--------------------------------------|-------------------------------------------------------------------------------------|------|------------------|---------------------------------------------------------------------------------------|------|
| Lettuce                              |    | 0.13 | Saffron          |    | 0.04 |
| Mustard                              |    | 0.17 | Soya bean        |    | 0.19 |
| Nutmeg                               |    | 0.26 | Sunflower seed   |    | 0.32 |
| Oats                                 |    | 0.18 | Sweet pepper     |    | 0.16 |
| Olive                                |    | 0.16 | Tea              |    | 0.26 |
| Oregano                              |    | 0.09 | Thyme            |    | 0.11 |
| Poppy (seed)                         |    | 0.14 | Tofu (bean curd) |    | 0.16 |
| Pumpkin seed                         |    | 0.13 | Vanilla          |    | 0.17 |
| Rosemary                             |   | 0.13 | Walnut           |   | 0.14 |
| Semolina                             |  | 0.36 | Yeast            |  | 0.17 |
| Curcuma                              |  | 0.13 | Yogurt           |  | 0.26 |
| <b>Food -Non-Veg-Allergy</b>         |                                                                                     |      |                  |                                                                                       |      |
| Beef                                 |  | 0.16 | Mutton           |  | 0.15 |
| Carp Fish                            |  | 0.09 | Pork             |  | 0.19 |
| Chicken Meat                         |  | 0.19 | Salmon           |  | 0.17 |
| Crab                                 |  | 0.18 | Sardine          |  | 0.12 |
| Duck Meat                            |  | 0.19 | Shrimp           |  | 0.07 |
| Fish (Cod)                           |  | 0.22 | Tuna             |  | 0.18 |
| Lobster                              |  | 0.19 | Turkey           |  | 0.09 |
| Mackerel                             |  | 0.26 | Whole Egg (Hen)  |  | 0.07 |

**EXPECTED VALUES**

Concentration of IgE, IU/mL  
< 0.36

Class  
0

Level of the specific IgE  
Clinical insignificant

**Allergy for Veg & Non-Veg**

|               |   |                |
|---------------|---|----------------|
| 0.36 - 0.71   | 1 | Very low       |
| 0.72 - 3.59   | 2 | Low            |
| 3.60 - 17.99  | 3 | Medium         |
| 18.00 - 49.99 | 4 | High           |
| 50.00 - 100   | 5 | Very high      |
| >100.0        | 6 | Extremely high |