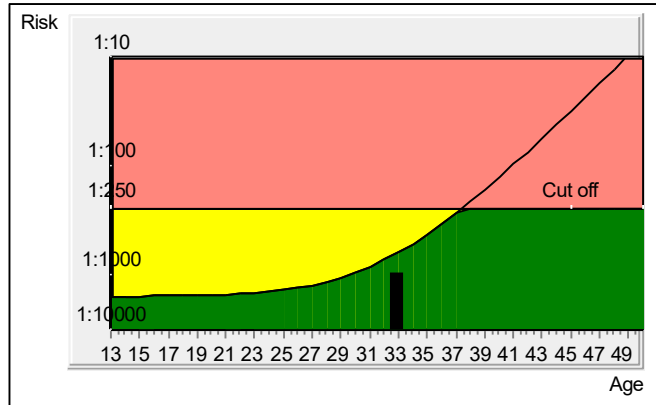


Results for: MRS. ANU			Sample no 2409047787/NOD	Date of report: 24/09/2024
Referring Doctors				

Summary



Patient data		Risks at term	
Age at delivery	32.9	Biochemical risk for Tr.21	1:955
WOP	20 + 6	Age risk:	1:638
Weight	71.6 kg	Neural tube defects risk	<1:10000
Patient ID			
Ethnic origin	Asian		

For MRS. ANU , born on 10/03/1992, a screening test was performed on the 23/09/2024. Prisca screens for Trisomy 21, Trisomy 18 and Neural tube defects (NTD).

MEASURED SERUM VALUES




	Value	Corr. MoMs
AFP	49.1 ng/ml	0.84
HCG	21171 mIU/ml	1.46
uE3	2.18 ng/ml	0.99
Gestation age	20+ 6	
Method	BPD Hadlock	

The MoMs have been corrected according to:  
maternal weight  
ethnic origin

**TRISOMY 21 SCREENING**  
**The calculated risk for Trisomy 21 is below the cut off which represents a low risk.**  
 After the result of the Trisomy 21 test it is expected that among 955 women with the same data, there is one woman with a trisomy 21 pregnancy and 954 women with not affected pregnancies.  
 The calculated risk by PRISCA depends on the accuracy of the information provided by the referring physician.  
 Please note that risk calculations are statistical approaches and have no diagnostic value!

**TRISOMY 18 SCREENING**  
**The calculated risk for trisomy 18 is < 1:10000, which indicates a low risk.**

**NEURAL TUBE DEFECTS (NTD) SCREENING**  
**The corrected MoM AFP (0.84) is located in the low risk area for neural tube defects.**

 Risk above Cut off	 Risk above Age risk	 Risk below Age risk
--	---	---