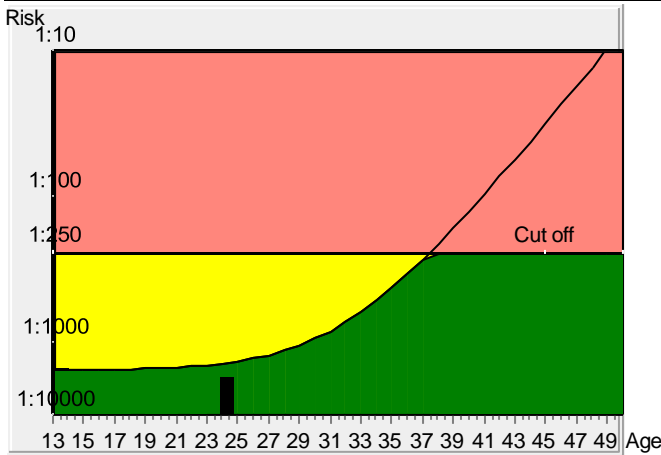


Result Down's syndrome screening

Name	MRS. MANSI	Sample ID	2406005895/NOD	diabetes	no
Patient ID		D.O.B.	28/08/2000	Fetuses	1
Day of serum taking	4/06/2024	Age at delivery	24.3	Smoker	no
Date of report:	5/06/2024	Weight [kg]	47 kg	IVF	no
Previous trisomy 21 pregnancies	no			Ethnic origin	Asian

Corrected MoM's and calculated risks

AFP	18.4	ng/ml	0.55	Corr. MoM	Gestational age at sample date	14 + 1
uE3	0.5	ng/ml	0.69	Corr. MoM	determination method	Scan
HCG	74149	mIU/ml	1.38	Corr. MoM	Physician	JITM Diagnostics
Inh-A	161	pg/ml	0.75	Corr. MoM		



Tr.21 risk
at term
1:1781

Age risk
at term
1:1415

Down's Syndrome Risk

The calculated risk for Trisomy 21 is below the cut off which represents a low risk.


After the result of the Trisomy 21 test it is expected that among 1781 women with the same data, there is one woman with a trisomy 21 pregnancy and 1780 women with not affected pregnancies. The calculated risk by PRISCA depends on the accuracy of the information provided by the referring physician. Please note that risk calculations are statistical approaches and have no diagnostic value!


Neural tube defects risk


The corrected MoM AFP (0.55) is located in the low risk area for neural tube defects.

Risk for trisomy 18

The calculated risk for trisomy 18 is < 1:10000, which indicates a low risk.

 below cut off

 Below Cut Off, but above Age Risk

 above cut off