

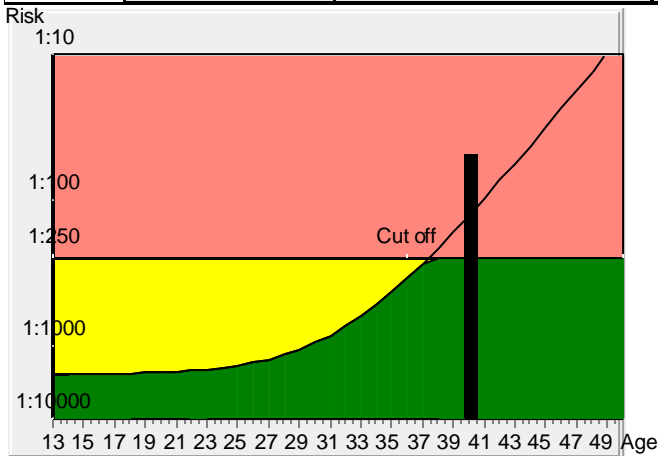
JITM DIAGNOSTICS

**Result Down's syndrome screening**

Name	MRS. RITA (B)	Sample ID	2412029079/NOD (B)	diabetes	no
Patient ID		D.O.B.	1/03/1985	Fetuses	2
Day of serum taking	17/12/2024	Age at delivery	40.2	Smoker	no
Date of report:	21/12/2024	Weight [kg]	67 kg	IVF	yes
Previous trisomy 21 pregnancies	no			Ethnic origin	Asian

**Corrected MoM's and calculated risks**

AFP	383	ng/ml	3.66	Corr. MoM	Gestational age at sample date	19 + 4
uE3	7.5	ng/ml	2.65	Corr. MoM	determination method	BPD Hadlock
HCG	130123	mIU/ml	3.14	Corr. MoM	Physician	JITM Diagnostics
Inh-A	1268	pg/ml	4.20	Corr. MoM		



**Tr.21 risk**  
at term  
>1:50

**Age risk**  
at term  
1:122

**Down's Syndrome Risk**


**The calculated risk for Trisomy 21 is above the cut off which represents an increased risk.**  
 After the result of the Trisomy 21 Test, it is expected that among less than 50 pregnancies with the same data, there is one trisomy 21 pregnancy.  
 The AFP level is high.  
 The HCG level is high.  
 Inhibin-A is high.  
 The risk for this twin pregnancy has been calculated for a singleton pregnancy with corrected MoMs.  
 The calculated risk by PRISCA depends on the accuracy of the information provided by the referring physician.  
 Please note that risk calculations are statistical approaches and have no diagnostic value!


**Neural tube defects risk**


**Risk for trisomy 18**

The corrected MoM AFP (3.66) is located in the high risk area for neural tube defects.

The calculated risk for trisomy 18 is < 1:10000, which indicates a low risk.

 below cut off

 Below Cut Off, but above Age Risk

 above cut off