

















































































Food -Veg-Allergy

Test		Value	Ref_range & Units		
Total IgE		75	<1.0 Years 1.4 - 52.3 IU/mL 1-4 Years 0.4 - 351.6 5-10 Years 0.5 - 393.0 11-15 Years 1.9 -170 Adults 0.0 - 378.0		
(Allergy Screening Tests By – EIA)					
Normal for all Allergens is < 0.36 U/L					
Beet		0.23	Apple		0.24
Broccoli		0.12	Lady Finger		0.14
Cabbage		0.15	Banana		0.24
Carrot		0.17	Cape gooseberry		0.14
Cauliflower		0.24	Cherry		0.23
Coriander		0.13	Coconut		0.19
Cucumber		0.13	Grape		0.11
Egg plant		0.17	Guava		0.18
French bean		0.16	Hazelnut		0.03
Garlic		0.17	Kiwi		0.22
Ginger		0.12	Lychee		0.04
Lemon		0.18	Mango		0.19
Maize		0.09	Melon		0.32
Mint		0.19	Orange		0.17

Mushrooms		0.22	Papaya		0.26
Onion		0.14	Parsley		0.18
Pea		0.25	Peach		0.16
Potato		0.14	Pear		0.18
Pumpkin		0.24	Pineapple		0.14
Red radish		0.13	Plum		0.13
Rice		0.13	Pomegranate		0.09
Spinach		0.32	Sesame seed [til]		0.14
Tomato		0.33	Strawberry		0.21
Turnip		0.22	Sweet Potato		0.19
Wheat flour		0.19	Water Melon		0.15
Anise		0.12	Almond		0.21
Barley		0.28	Cashew nut		0.28
Basil		0.18	Cheese cheddar		0.11
<i>Black pepper</i>		<u>0.44</u>	Chocolate		0.08
Cardamom		0.25	Coconut milk		0.09
Celery		0.14	Coffee		0.14
Chick pea		0.12	Cow milk		0.25
Cinnamon		0.15	Cranberry		0.15
<i>Cloves</i>		<u>0.42</u>	Curd		0.12

Curry		0.18	Dates		0.19
Fennel		0.03	Fig		0.11
Flaxseed		0.16	Peanut		0.25
Millets		0.32	Pistachio nut		0.18
Lentil		0.47	Raisin		0.05
Lettuce		0.32	Saffron		0.04
Mustard		0.17	Soya bean		0.28
Nutmeg		0.02	Sunflower seed		0.11
Oats		0.18	Sweet pepper		0.49
Olive		0.05	Tea		0.19
Oregano		0.09	Thyme		0.23
Poppy (seed)		0.21	Tofu (bean curd)		0.13
Pumpkin seed		0.13	Vanilla		0.21
Rosemary		0.09	Walnut		0.14
Semolina		0.14	Yeast		0.39
Curcuma		0.16	Yogurt		0.26

EXPECTED VALUES

Concentration of IgE, IU/mL

< 0.36

0.36 - 0.71

0.72 - 3.59

3.60 - 17.99

18.00 - 49.99

50.00 - 100

Class

0

1

2

3

4

5

Level of the specific IgE

Clinical insignificant

Very low

Low

Medium

High

Very high

>100.0

6


Extremely high

Dr. Nidhi Vachher
M.B.B.S. M.D.(Pathology)
Hony Consultant Pathologist

Dr. Richa Kakkar
M.B.B.S. D.C.P. D.N.B
Hony Consultant Pathologist

Dr. Ajay Kumar
Ph.D (BARC)
Thyroid Physiology

Dr. Rohini Bhatia
M.B.B.S. M.D.(Pathology)
Hony Consultant Pathologist



Dr. Malti Goyal
M.B.B.S. M.D. (Pathology)
Hony Consultant Pathologist