









































































Complete Allergy







Food -Veg-Allergy

































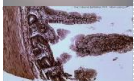



Test		Value		Ref_range & Units	
Total IgE		619		<1.0 Years 1.4 - 52.3 IU/mL	
				1-4 Years 0.4 - 351.6	
				5-10 Years 0.5 - 393.0	
				11-15 Years 1.9 -170	
				Adults 0.0 - 378.0	
(Allergy Screening Tests By – EIA)					
Normal for all Allergens is < 0.36 U/L					
Beet		0.06	Apple		0.11
Broccoli		2.01	Lady Finger		0.14
Cabbage		0.12	Banana		0.31
Carrot		0.25	Cape gooseberry		4.11
Cauliflower		0.24	Cherry		0.22
Coriander		0.14	Coconut		0.19
Cucumber		0.25	Grape		0.11
Egg plant		0.23	Guava		0.18
French bean		1.82	Hazelnut		0.03
Garlic		0.23	Kiwi		3.63
Ginger		0.12	Lychee		0.04
Lemon		0.26	Mango		0.19
Maize		0.18	Melon		0.32
Mint		1.77	Orange		0.17
Mushrooms		0.26	Papaya		0.26

Complete Allergy



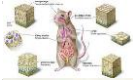















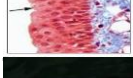


Onion		0.25	Parsley		0.31
Pea		0.25	Peach		0.16
Potato		0.14	Pear		3.52
Pumpkin		0.12	Pineapple		0.25
Red radish		0.06	Plum		0.13
Rice		0.13	Pomegranate		0.09
Spinach		0.09	Sesame seed [til]		0.25
Tomato		0.17	Strawberry		0.13
Turnip		0.24	Sweet potato		0.25
Wheat flour		0.19	Watermelon		0.26
Anise		0.12	Almond		0.31
Barley		0.28	Cashew nut		0.28
Basil		0.18	Cheese cheddar		0.18
Black pepper		0.24	Chocolate		0.08
Cardamom		0.25	Coconut milk		0.09
Celery		0.14	Coffee		0.14
Chick pea		0.13	Cow milk		0.25
Cinnamon		1.22	Cranberry		0.11
Cloves		0.11	Curd		0.12
Curry		0.23	Dates		0.19

Complete Allergy					
Fennel		0.19	Fig		0.11
Flaxseed		0.15	Peanut		0.23
Millets		1.19	Pistachio nut		0.03
Lentil		0.19	Raisin		0.05
Lettuce		0.32	Saffron		0.04
Mustard		0.17	Soya bean		0.21
Nutmeg		0.26	Sunflower seed		0.32
Oats		0.18	Sweet pepper		0.17
Olive		0.16	Tea		0.26
Oregano		0.09	Thyme		1.05
Poppy (seed)		0.14	Tofu (bean curd)		0.16
Pumpkin seed		0.13	Vanilla		0.09
Rosemary		0.09	Walnut		0.14
Semolina		0.14	Yeast		0.13
Curcuma		1.32	Yogurt		1.12





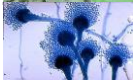









Food -Non-Veg-Allergy					
Beef		0.31	Mutton		0.31
Carp Fish		0.09	Pork		0.19
Chicken Meat		0.07	Salmon		0.17

Complete Allergy					
Crab		0.18	Sardine		0.09
Duck Meat		0.19	Shrimp		0.07
Fish (Cod)		0.18	Tuna		0.18
Lobster		0.19	Turkey		0.09
Mackerel		0.26	Whole Egg (Hen)		0.07
Inhalant Allergy					
Acheta Domestica		0.16	Budgerigar s.proteins		0.06
Aedes Comunis		0.12	Canarian Feathers		0.14
Amaranthus Retroflexus		0.43	Cat Dander		0.23
Ambrosia Elatior		0.17	Cat Epithelium		0.14
Anisakis		0.24	Chenopodium Album		0.12
Apis Mellifera		0.18	Chicken Droppings		0.19
Ascaris		0.25	Chicken Feathers		0.21
Blatella Germanica		0.18	Cow Dander		0.18
Blomia Tropicalis		0.12	Derm. farinae		0.39
Brassica Napus		0.29	Derm. microceras		0.28
Budgerigar Dropping		0.12	Derm. pteronyssinus		0.04
Budgerigar Feathers		0.28	Dog Dander		0.25
Dog Epithelium		0.12	Pigeon Feathers		0.16























Complete Allergy

Duck Feathers		0.28	Rabbit Epithelium		0.28
Mouse epith,serum,urine prot.		0.23	Rat epith,ser.,urin.prot.		0.18
Euroglyphus Maynei		0.24	Sheep Epithelium		0.08
Goat Epithelium		0.25	Taraxacum Vulgare		0.12
Goose Feathers		0.14	Toxocara Canis		0.14
Horse Dander		0.12	Turkey Feathers		0.25
Housefly Musca Domestica		0.47	Tyroph.Putresentiae		0.14
Lepidoglyphus Destructor		0.09	Vespula Germanica		0.12
Artemisia vulgaris		0.18	House Dust		0.51
Pig Epithelium		0.03	Book Dust		0.16
Pigeon Droppings		0.22			















Contact-Allergy

Acacia spp		0.23	Cynodon dactylon		0.24
Alternaria alternata		0.19	Dactylis glomerata		0.14
Aspergillus fumigatus		0.37	Ethylene oxide		0.25
Aspergillus niger		0.18	Eucalyptus spp		0.14
Aspergillus terreus		0.24	White ash		0.12
Candida albicans		0.21	Hay dust		0.49
Cladosporium herbarum		0.25	Helminth.halodes		0.11







Complete Allergy

Cotton linters		0.14	Henna		0.18
Curvularia lunata		0.06	Juniperus sabinooides		0.03
Jute		0.18	<i>Phragmites communis</i>		<u>0.39</u>
Latex		0.28	Prosopis juliflora		0.28
Lolium perenne (Rye-grass)		0.15	Salix caprea		0.18
Morus alba (Red mulberry)		0.31	Sheep wool		0.08
Neurospora sitophila		0.25	Silk (Bombyx mori)		0.09
Oak wood		0.14	Sorghum halepense		0.14
Penicillium notatum		0.12	Tobacco dust		0.22
Phleum pratense		0.19	Trichoderma viride		0.14
Phoma betae		0.22	Typha latifolia		0.12

Drugs-Allergy

Acetylcysteine		0.12	Penicilloyl V		0.18
Ambroxol		0.19	Cloxacillin		0.07
Amoxicillin		0.17	Cobalamin (Vit B12)		0.18
Ampicillin		0.09	Diclofenac		0.19
Ascorbic acid (Vit C)		0.07	Epinephrine		0.27
Aspirin		0.18	Erythromycin		0.19
Azithromycin		0.29	Gentamycin		0.17

Complete Allergy

Benzocaine		0.32	Ibuprofen		0.09
Cephalosporin		0.19	Insulin human		0.07
Ciprofloxacin		0.17	Ketoprofen		0.18
Lidocaine		0.26	Phenylbutazone		0.19
Metamizol		0.07	Pyrazolone		0.18
Metronidazole		0.18	Rifampicin		0.08
Norfloxacin		0.19	Streptomycin		0.18
Novocaine (Procaine)		0.05	Tetracycline		0.19
Ofloxacin		0.08	Theophylline		0.24
Oxacillin		0.17	Thiamine (Vit B1)		0.09
Paracetamol		0.09	Trimethoprim		0.07
Penicilloyl G		0.07	Ultracaine (Articaine)		0.18

EXPECTED VALUES

Concentration of IgE, IU/mL

< 0.36

0.36 - 0.71

0.72 - 3.59

3.60 - 17.99

18.00 - 49.99

50.00 - 100

>100.0

Class

0

1

2

3

4

5

6

Level of the specific IgE

Clinical insignificant

Very low

Low

Medium

High

Very high


Extremely high

Dr. Nidhi Vachher
M.B.B.S. M.D.(Pathology)
Hony Consultant Pathologist

Dr. Richa Kakkar
M.B.B.S. D.C.P. D.N.B
Hony Consultant Pathologist

Dr. Ajay Kumar
Ph.D (BARC)
Thyroid Physiology

Dr. Rohini Bhatia
M.B.B.S. M.D.(Pathology)
Hony Consultant Pathologist


Dr. Malti Goyal
M.B.B.S. M.D. (Pathology)
Hony Consultant Pathologist

This test is done by Immuno Diagnostics Pvt Ltd