

NAME: Mr. ARJUN (41890)	Accession No.:	100477
Age/Gender: 40 Y/Male	Specimen ID:	BC23A01215
Lab NO: 012311290036	Specimen:	Whole Blood HEPARIN
Referred BY: Self	Collected:	29/Nov/2023 03:06PM
Remark:	Registered:	29/Nov/2023 03:06PM
	Reported:	11/Dec/2023 04:38PM

CYTOGENETICS REPORT

Test Name:Karyotype - Blood

RESULT:


Method:	G-banding
Metaphases counted:	20
Metaphases analyzed:	20
Metaphases karyotyped:	14
Banding Resolution:	400
Karyotype (ISCN 2016):	46,XY

INTERPRETATION:


Normal male chromosome complement. There is no evidence of aneuploidy or structural rearrangement at the resolution of banding analysis.



Tara Nath
Quality Manager



Mr. Brijesh
Authorised Signatory
PhD(P)



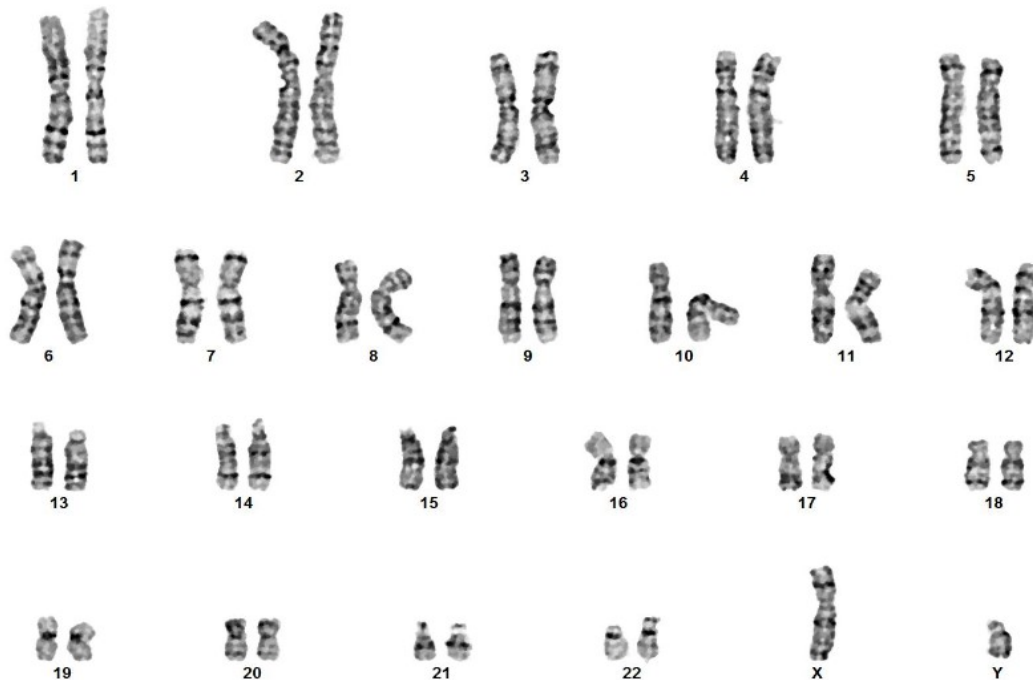
DR. S. KUMAR
MBBS, MD
Consultant Pathologist



NAME: Mr. ARJUN (41890)	Accession No.:	100477
Age/Gender: 40 Y/Male	Specimen ID:	BC23A01215
Lab NO: 012311290036	Specimen:	Whole Blood HEPARIN
Referred BY: Self	Collected:	29/Nov/2023 03:06PM
Remark:	Registered:	29/Nov/2023 03:06PM
	Reported:	11/Dec/2023 04:38PM

CYTOGENETICS REPORT

KARYOTYPE:

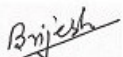


Disclaimer: Although the methodology used in this analysis and interpretation is highly accurate, it does not detect small rearrangements and very low-level mosaicism, which are detectable only by molecular methods. Failure to detect an alteration at any locus does not exclude the diagnosis of any of the disorders. LABASSURE can assist the physician in determining the appropriate test in the context of clinical indications.


*** End Of Report ***



Tara Nath
Quality Manager



Mr. Brijesh
Authorised Signatory
PhD(P)



DR. S. KUMAR
MBBS, MD
Consultant Pathologist

