































**Complete Allergy**








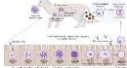




































**Food -Veg-Allergy**








































Test		Value	Ref_range & Units		
Total IgE		56	<1.0 Years 1.4 - 52.3 IU/mL		
			1-4 Years 0.4 - 351.6		
			5-10 Years 0.5 - 393.0		
			11-15 Years 1.9 -170		
			Adults 0.0 - 378.0		
<b>(Allergy Screening Tests By – EIA)</b>					
<b>Normal for all Allergens is &lt; 0.36 U/L</b>					
Beet		0.18	Apple		0.11
Broccoli		0.12	Lady Finger		0.14
Cabbage		0.09	Banana		0.31
Carrot		0.17	Cape gooseberry		0.21
Cauliflower		0.24	Cherry		0.12
Coriander		0.14	Coconut		0.19
Cucumber		0.25	Grape		0.11
Egg plant		0.14	Guava		0.18
French bean		0.12	Hazelnut		0.03
Garlic		0.34	Kiwi		0.05
Ginger		0.12	Lychee		0.04
Lemon		0.28	Mango		0.19
Maize		0.18	Melon		0.32
Mint		0.24	Orange		0.17
Mushrooms		0.22	Papaya		0.26
Onion		0.25	Parsley		0.31
Pea		0.25	Peach		0.16










### Complete Allergy

Potato		0.14	Pear		0.09
Pumpkin		0.12	Pineapple		0.14
Red radish		0.19	Plum		0.13
Rice		0.13	Pomegranate		0.09
Spinach		0.09	Sesame seed [til]		0.14
Tomato		0.17	Strawberry		0.13
Turnip		0.24	Sweet potato		0.25
Wheat flour		0.19	Watermelon		0.26
Anise		0.12	Almond		0.31
Barley		0.28	Cashew nut		0.28
Basil		0.18	Cheese cheddar		0.18
<b>Black pepper</b>		<b><u>0.37</u></b>	Chocolate		0.08
Cardamom		0.25	Coconut milk		0.09
Celery		0.14	Coffee		0.14
Chick pea		0.16	Cow milk		0.25
<b>Cinnamon</b>		<b><u>0.39</u></b>	Cranberry		0.14
Cloves		0.15	Curd		0.12
Curry		0.18	Dates		0.19
Fennel		0.03	Fig		0.11
<b>Flaxseed</b>		<b><u>0.42</u></b>	Peanut		0.18
Millets		0.04	Pistachio nut		0.03
Lentil		0.25	Raisin		0.05

<b>Complete Allergy</b>					
Lettuce		0.32	Saffron		0.04
Mustard		0.17	Soya bean		0.19
Nutmeg		0.26	Sunflower seed		0.15
Oats		0.18	Sweet pepper		0.17
Olive		0.16	Tea		0.26
Oregano		0.09	Thyme		0.18
Poppy (seed)		0.14	Tofu (bean curd)		0.16
Pumpkin seed		0.13	Vanilla		0.09
Rosemary		0.09	Walnut		0.14
Semolina		0.14	Yeast		0.13
Curcuma		0.13	Yogurt		0.05
<b>Food -Non-Veg-Allergy</b>					
Beef		0.31	Mutton		0.31
Carp Fish		0.09	Pork		0.19
Chicken Meat		0.07	Salmon		0.17
Crab		0.18	Sardine		0.09
Duck Meat		0.19	Shrimp		0.07
Fish (Cod)		0.18	Tuna		0.18
Lobster		0.19	Turkey		0.09
Mackerel		0.26	Whole Egg (Hen)		0.07
<b>Inhalant Allergy</b>					

<b>Complete Allergy</b>						
Acheta Domestica		0.18		Budgerigar s.proteins		0.06
Aedes Comunis		0.16		Canarian Feathers		0.14
Amaranthus Retroflexus		0.09		<b>Cat Dander</b>		<b>0.39</b>
Ambrosia Elatior		0.17		Cat Epithelium		0.14
Anisakis		0.24		Chenopodium Album		0.12
Apis Mellifera		0.14		Chicken Droppings		0.19
Ascaris		0.25		<b>Chicken Feathers</b>		<b>0.41</b>
Blatella Germanica		0.14		Cow Dander		0.18
Blomia Tropicalis		0.12		<b>Derm. farinae</b>		<b>0.38</b>
Brassica Napus		0.29		Derm. microceras		0.05
Budgerigar Dropping		0.12		Derm. pteronyssinus		0.16
Budgerigar Feathers		0.28		<b>Dog Dander</b>		<b>0.49</b>
Dog Epithelium		0.12		Pigeon Feathers		0.23
Duck Feathers		0.28		Rabbit Epithelium		0.28
<b>Mouse epith,serum,urine prot.</b>		<b>0.44</b>		Rat epith,ser.,urin.prot.		0.18
Euroglyphus Maynei		0.24		Sheep Epithelium		0.08
Goat Epithelium		0.25		Taraxacum Vulgare		0.12
Goose Feathers		0.14		Toxocara Canis		0.14
Horse Dander		0.12		Turkey Feathers		0.25
<b>Housefly Musca Domestica</b>		<b>0.47</b>		Tyroph.Putresentiae		0.14
Lepidoglyphus Destructor		0.29		Vespula Germanica		0.12
Artemisia vulgaris		0.18		<b>House Dust</b>		<b>0.49</b>

<b>Complete Allergy</b>					
<b>Pig Epithelium</b>		<b>0.37</b>	Book Dust		0.11
Pigeon Droppings		0.21			
<b>Contact-Allergy</b>					
Acacia spp		0.18	Cynodon dactylon		0.24
Alternaria alternata		0.13	Dactylis glomerata		0.14
Aspergillus fumigatus		0.09	Ethylene oxide		0.25
Aspergillus niger		0.23	Eucalyptus spp		0.14
Aspergillus terreus		0.24	White ash		0.12
Candida albicans		0.14	<b>Hay dust</b>		<b>0.49</b>
Cladosporium herbarum		0.25	Helminth.halodes		0.11
Cotton linters		0.14	Henna		0.18
Curvularia lunata		0.12	Juniperus sabinoides		0.03
Jute		0.12	Phragmites communis		0.16
Latex		0.28	Prosopis juliflora		0.28
Lolium perenne (Rye-grass)		0.15	Salix caprea		0.18
Morus alba (Red mulberry)		0.31	Sheep wool		0.08
Neurospora sitophila		0.25	Silk (Bombyx mori)		0.09
Oak wood		0.14	Sorghum halepense		0.14
Penicillium notatum		0.12	<b>Tobacco dust</b>		<b>0.44</b>
Phleum pratense		0.19	Trichoderma viride		0.14
Phoma betae		0.11	Typha latifolia		0.12
<b>Drugs-Allergy</b>					

<b>Complete Allergy</b>						
Acetylcysteine		0.12		Penicilloyl V		0.18
Ambroxol		0.19		Cloxacillin		0.07
Amoxicillin		0.17		Cobalamin (Vit B12)		0.18
Ampicillin		0.09		<b>Diclofenac</b>		<b>0.39</b>
Ascorbic acid (Vit C)		0.07		Epinephrine		0.27
Aspirin		0.18		Erythromycin		0.19
Azithromycin		0.29		Gentamycin		0.17
Benzocaine		0.32		Ibuprofen		0.09
Cephalosporin		0.19		Insulin human		0.07
Ciprofloxacin		0.17		Ketoprofen		0.18
Lidocaine		0.26		Phenylbutazone		0.19
Metamizol		0.07		Pyrazolone		0.18
Metronidazole		0.18		Rifampicin		0.08
Norfloxacin		0.19		Streptomycin		0.18
Novocaine (Procaine)		0.05		<b>Tetracycline</b>		<b>0.37</b>
Ofloxacin		0.08		Theophylline		0.24
Oxacillin		0.17		Thiamine (Vit B1)		0.09
Paracetamol		0.09		Trimethoprim		0.07
Penicilloyl G		0.07		Ultracaine (Articaine)		0.18

**EXPECTED VALUES**

Concentration of IgE, IU/mL	Class	Level of the specific IgE
< 0.36	0	Clinical insignificant
0.36 - 0.71	1	Very low
0.72 - 3.59	2	Low
3.60 - 17.99	3	Medium
18.00 - 49.99	4	High

**Complete Allergy**


50.00 - 100	5	Very high
>100.0	6	Extremely high

Dr. Nidhi Vachher  
M.B.B.S. M.D.(Pathology)  
Hony Consultant Pathologist

Dr. Richa Kakkar  
M.B.B.S. D.C.P. D.N.B  
Hony Consultant Pathologist

Dr. Ajay Kumar  
Ph.D (BARC)  
Thyroid Physiology

Dr. Rohini Bhatia  
M.B.B.S. M.D.(Pathology)  
Hony Consultant Pathologist



Dr. Malti Goyal  
M.B.B.S. M.D. (Pathology)  
Hony Consultant Pathologist

This test is done by Immuno Diagnostics Pvt Ltd