



Reference No.	: - 2306034742	Age/Gender	: 36 Yrs/Female
Pt's Name	: Mrs. AGAM PRIYA 10111071		NOD-JIT
Referred By	: NA		
Sample Collection Date/Time	: 18-Jun-2023	Date	:18-Jun-2023
Sample Receiving Date/Time	: 19-Jun-2023 10:40AM	Approved Date	:20-Jun-2023 06:35PM
Sample From	: JITM Diagnostics	Report Print Time	:21-Jun-2023 12:55PM

ALLERGY

Test Description	Observed Value	Biological Reference Interval
	Complete Allergy Profile	
Serum IgE	138	Ref_range & Units
Chemiluminescence Immuno Assay		<1.0 Years 1.4 - 52.3 IU/mL
		1-4 Years 0.4 - 351.6
		5-10 Years 0.5 - 393.0
		11-15 Years 1.9 -170
		Adults 0.0 - 378.0 IU/mL

INTERPRETATION:

Less Than One Year	1.4 - 52.3
1-4 Years	0.4-351.6
5-10 Years	0.5-393.0
11-15 Years	1.9-170
Adults	0.0-378.0

COMMENTS :

Because IgE is a mediator of the allergic response, quantitative measurement of serum IgE, when integrated with other clinical indicators, can provide useful information for the differential clinical diagnosis of atopic and not-atopic disease. Patients with atopic disease, including allergic asthma, allergic rhinitis, and atopic dermatitis commonly have moderately elevated serum IgE levels. However, a serum IgE level which is within the range of normally expected values does not rule out a limited set of IgE-dependent allergies.

Total serum IgE levels may also be elevated in the presence of some clinical conditions that are not related to allergy. These clinical conditions, immunodeficiency states, autoimmune disease, Hodgkin's disease, bronchopulmonary aspergillosis, IgE myeloma, and Sezary syndrome.

Laboratory is NABL Accredited

*** End Of Report ***

Dr. Nidhi Vachher
M.B.B.S. M.D.(Pathology)
Hony Consultant Pathologist









Dr. Ajay Kumar
Ph.D (BARC)
Thyroid Physiologist

Dr. Rohini Bhatia
M.B.B.S. M.D.(Pathology)
Hony Consultant Pathologist










































Dr. Malti Goyal
M.B.B.S. M.D. (Pathology)
Hony Consultant Pathologist

Complete Allergy































Food -Veg-Allergy

Test		Value		Ref_range & Units	
Total IgE		138		<1.0 Years 1.4 - 52.3 IU/mL	
				1-4 Years 0.4 - 351.6	
				5-10 Years 0.5 - 393.0	
				11-15 Years 1.9 -170	
				Adults 0.0 - 378.0	
(Allergy Screening Tests By – EIA)					
Normal for all Allergens is < 0.36 U/L					
Beet		1.52	Apple		0.11
Broccoli		0.13	Lady Finger		0.14
Cabbage		1.51	Banana		0.31
Carrot		0.17	Cape gooseberry		0.21
Cauliflower		0.24	Cherry		1.28
Coriander		0.14	Coconut		0.19
Cucumber		0.25	Grape		0.11
Egg plant		0.14	Guava		0.18
French bean		0.12	Hazelnut		0.03
Garlic		3.12	Kiwi		0.05
Ginger		0.12	Lychee		0.04
Lemon		0.28	Mango		0.19
Maize		0.18	Melon		0.32
Mint		3.15	Orange		0.17
Mushrooms		0.22	Papaya		0.26







Complete Allergy


















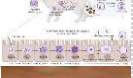


















Onion		0.25	Parsley		0.31
Pea		0.25	Peach		0.16
Potato		0.14	Pear		0.09
Pumpkin		0.12	Pineapple		0.14
Red radish		0.19	Plum		<u>1.25</u>
Rice		0.13	Pomegranate		0.09
Spinach		0.09	Sesame seed [til]		0.14
Tomato		0.17	Strawberry		0.13
Turnip		0.24	Sweet potato		0.25
Wheat flour		<u>3.17</u>	Watermelon		0.26
Anise		0.12	Almond		0.31
Barley		0.28	Cashew nut		0.28
Basil		0.18	Cheese cheddar		0.18
Black pepper		0.24	Chocolate		0.08
Cardamom		<u>1.84</u>	Coconut milk		0.09
Celery		0.14	Coffee		0.14
Chick pea		0.12	Cow milk		0.25
Cinnamon		0.19	Cranberry		0.14
Cloves		0.11	Curd		<u>1.75</u>
Curry		0.18	Dates		0.19

Complete Allergy





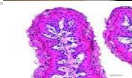













Fennel		0.57	Fig		0.11
Flaxseed		0.05	Peanut		1.91
Millet		2.01	Pistachio nut		0.03
Lentil		0.19	Raisin		0.05
Lettuce		0.32	Saffron		0.04
Mustard		0.17	Soya bean		0.19
Nutmeg		3.07	Sunflower seed		0.32
Oats		0.18	Sweet pepper		0.17
Olive		0.16	Tea		0.26
Oregano		0.09	Thyme		0.18
Poppy (seed)		0.14	Tofu (bean curd)		0.16
Pumpkin seed		0.13	Vanilla		0.09
Rosemary		0.09	Walnut		0.14
Semolina		0.14	Yeast		0.13
Curcuma		0.13	Yogurt		0.05

Food -Non-Veg-Allergy





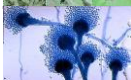









Beef		0.31	Mutton		0.31
Carp Fish		0.09	Pork		0.19
Chicken Meat		0.07	Salmon		0.17

Complete Allergy					
Crab		0.18	Sardine		0.09
Duck Meat		0.19	Shrimp		0.07
Fish (Cod)		0.18	Tuna		0.18
Lobster		0.19	Turkey		0.09
Mackerel		0.26	Whole Egg (Hen)		0.07
Inhalant Allergy					
Acheta Domestica		0.18	Budgerigar s.proteins		0.06
Aedes Communis		2.18	Canarian Feathers		0.14
Amaranthus Retroflexus		0.09	Cat Dander		0.25
Ambrosia Elatior		2.51	Cat Epithelium		0.14
Anisakis		0.24	Chenopodium Album		0.12
Apis Mellifera		1.98	Chicken Droppings		0.19
Ascaris		0.25	Chicken Feathers		0.11
Blatella Germanica		0.14	Cow Dander		0.41
Blomia Tropicalis		0.12	Derm. farinae		0.03
Brassica Napus		2.71	Derm. microceras		0.05
Budgerigar Dropping		0.12	Derm. pteronyssinus		0.04
Budgerigar Feathers		0.28	Dog Dander		0.39
Dog Epithelium		0.12	Pigeon Feathers		0.16























Complete Allergy

Duck Feathers		0.28	Rabbit Epithelium		0.28
Mouse epith,serum,urine prot.		0.37	Rat epith,ser.,urin.prot.		0.18
Euroglyphus Maynei		0.24	Sheep Epithelium		0.08
Goat Epithelium		0.25	Taraxacum Vulgare		0.12
Goose Feathers		0.14	Toxocara Canis		0.14
Horse Dander		0.12	Turkey Feathers		0.25
Housefly Musca Domestica		2.79	Tyroph.Putresentiae		0.14
Lepidoglyphus Destructor		0.09	Vespula Germanica		0.12
Artemisia vulgaris		0.18	House Dust		0.19
Pig Epithelium		0.03	Book Dust		0.11
Pigeon Droppings		0.43			















Contact-Allergy

Acacia spp		0.18	Cynodon dactylon		0.24
Alternaria alternata		0.13	Dactylis glomerata		0.14
Aspergillus fumigatus		0.09	Ethylene oxide		0.25
Aspergillus niger		0.17	Eucalyptus spp		0.14
Aspergillus terreus		0.24	White ash		0.12
Candida albicans		0.39	Hay dust		0.58
Cladosporium herbarum		0.25	Helminth.halodes		0.11












Complete Allergy

Cotton linters		0.14	Henna		0.18
Curvularia lunata		0.12	Juniperus sabinooides		0.03
Jute		0.12	Phragmites communis		0.16
Latex		0.28	Prosopis juliflora		0.28
Lolium perenne (Rye-grass)		0.15	Salix caprea		0.18
Morus alba (Red mulberry)		0.31	Sheep wool		0.08
Neurospora sitophila		0.25	Silk (Bombyx mori)		0.09
Oak wood		0.14	Sorghum halepense		0.14
Penicillium notatum		0.12	Tobacco dust		0.25
Phleum pratense		0.19	Trichoderma viride		0.14
Phoma betae		0.11	Typha latifolia		0.12

Drugs-Allergy

Acetylcysteine		0.12	Penicilloyl V		0.18
Ambroxol		0.19	Cloxacillin		0.07
Amoxicillin		0.17	Cobalamin (Vit B12)		0.18
Ampicillin		0.09	Diclofenac		0.19
Ascorbic acid (Vit C)		0.07	Epinephrine		0.27
Aspirin		0.18	Erythromycin		0.19
Azithromycin		0.29	Gentamycin		0.17

Complete Allergy

Benzocaine		0.32	Ibuprofen		0.09
Cephalosporin		0.19	Insulin human		0.07
Ciprofloxacin		0.17	Ketoprofen		0.18
Lidocaine		0.26	Phenylbutazone		0.19
Metamizol		0.07	Pyrazolone		0.18
Metronidazole		0.18	Rifampicin		0.08
Norfloxacin		0.19	Streptomycin		0.18
Novocaine (Procaine)		0.05	Tetracycline		0.19
Ofloxacin		0.08	Theophylline		0.24
Oxacillin		0.17	Thiamine (Vit B1)		0.09
Paracetamol		0.09	Trimethoprim		0.07
Penicilloyl G		0.07	Ultracaine (Articaine)		0.18

EXPECTED VALUES

Concentration of IgE, IU/mL

< 0.36

0.36 - 0.71

0.72 - 3.59

3.60 - 17.99

18.00 - 49.99

50.00 - 100

>100.0

Class

0

1

2

3

4

5

6

Level of the specific IgE

Clinical insignificant

Very low

Low

Medium

High

Very high


Extremely high

Dr. Nidhi Vachher
M.B.B.S. M.D.(Pathology)
Hony Consultant Pathologist

Dr. Richa Kakkar
M.B.B.S. D.C.P. D.N.B
Hony Consultant Pathologist

Dr. Ajay Kumar
Ph.D (BARC)
Thyroid Physiology

Dr. Rohini Bhatia
M.B.B.S. M.D.(Pathology)
Hony Consultant Pathologist


Dr. Malti Goyal
M.B.B.S. M.D. (Pathology)
Hony Consultant Pathologist

This test is done by Immuno Diagnostics Pvt Ltd